



**ODISHA STAFF SELECTION COMMISSION**

Unit – II, Bhubaneswar – 751001

**No.IIE- 120/2022/1966/OSSC;      Date:17.07.2023**

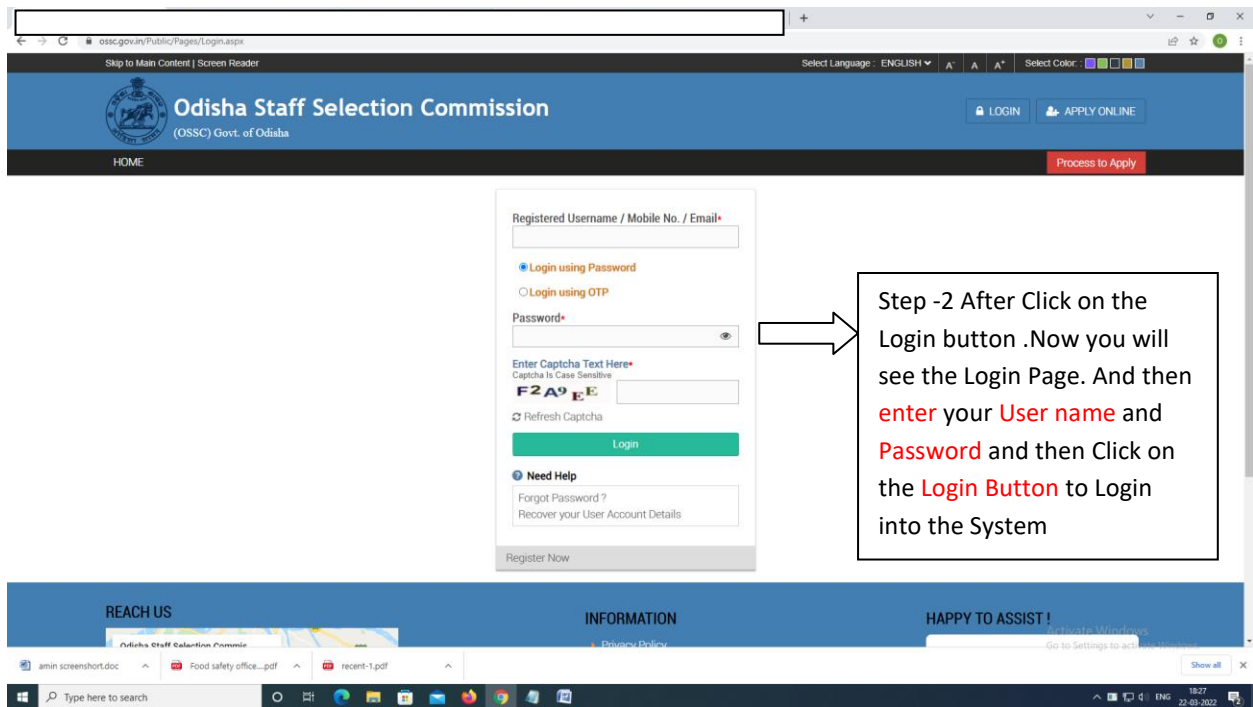
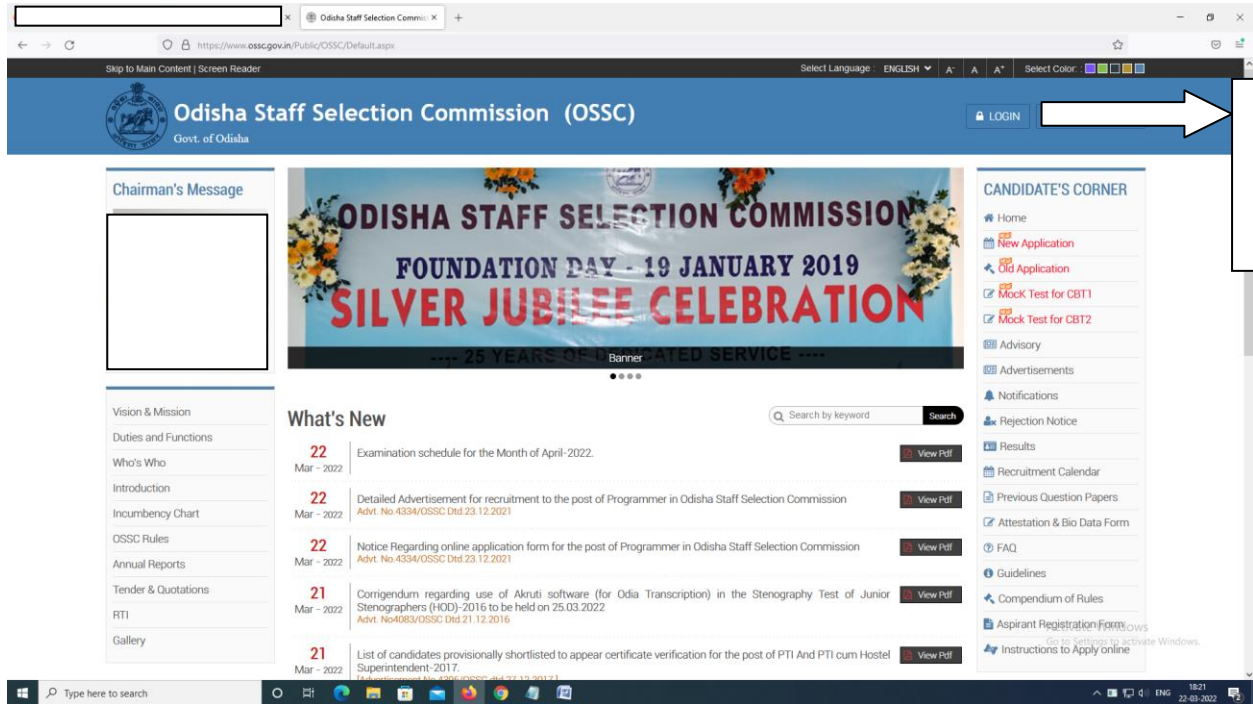
**Subject: Provisional Model Answer Key of Main written Examination of J.E. (Civil) under Combined Technical Services Recruitment Examination -2022.**

The candidates who have appeared for the **Main written Examination of J.E. (Civil) under Combined Technical Services Recruitment Examination -2022** held through OMR sheet on 16.07.2023 (Advertisement No. 6506/OSSC dated 02.11.2022) are hereby informed that the link for **Model Answer Keys** is available in the Candidate's login on the Commission's website "[www.osscc.gov.in](http://www.osscc.gov.in)". The candidates intending to raise objection(s), if any, on the said provisional Answer key may register objection(s) using their user credential **by dt.20.07.2023** positively. Objections received beyond the stipulated date will not be considered. Candidates are advised to refer to the "**User Manual**" attached below.

*By order of the Commission*

  
17.07.2023  
**Secretary**

# Answer Key User manual



**N.B-** If you're unable to get your user Name and password then click on Login Using OTP Button to Login to the system

# Answer Key User manual

The screenshot shows the OSSC login page. The header includes the Odisha Staff Selection Commission logo and name, along with navigation links for LOGIN and APPLY ONLINE. The main content area features a login form with the following elements:

- Registered Username / Mobile No. / Email\* (input field)
- Radio buttons for Login using Password and Login using OTP (selected)
- Enter Captcha Text Here\* (input field with captcha image)
- Refresh Captcha (checkbox)
- Generate OTP (orange button)
- Need Help (link)
- Forgot Password? Recover your User Account Details (link)
- Register Now (link)

An arrow points from the 'Registered Username / Mobile No. / Email\*' input field to a text box containing the instruction: (After entering the mobile no click on **login using otp** option below to generate otp and login to the system)

The screenshot shows the OSSC login page. The header includes the Odisha Staff Selection Commission logo and name, along with navigation links for LOGIN and APPLY ONLINE. The main content area features a login form with the following elements:

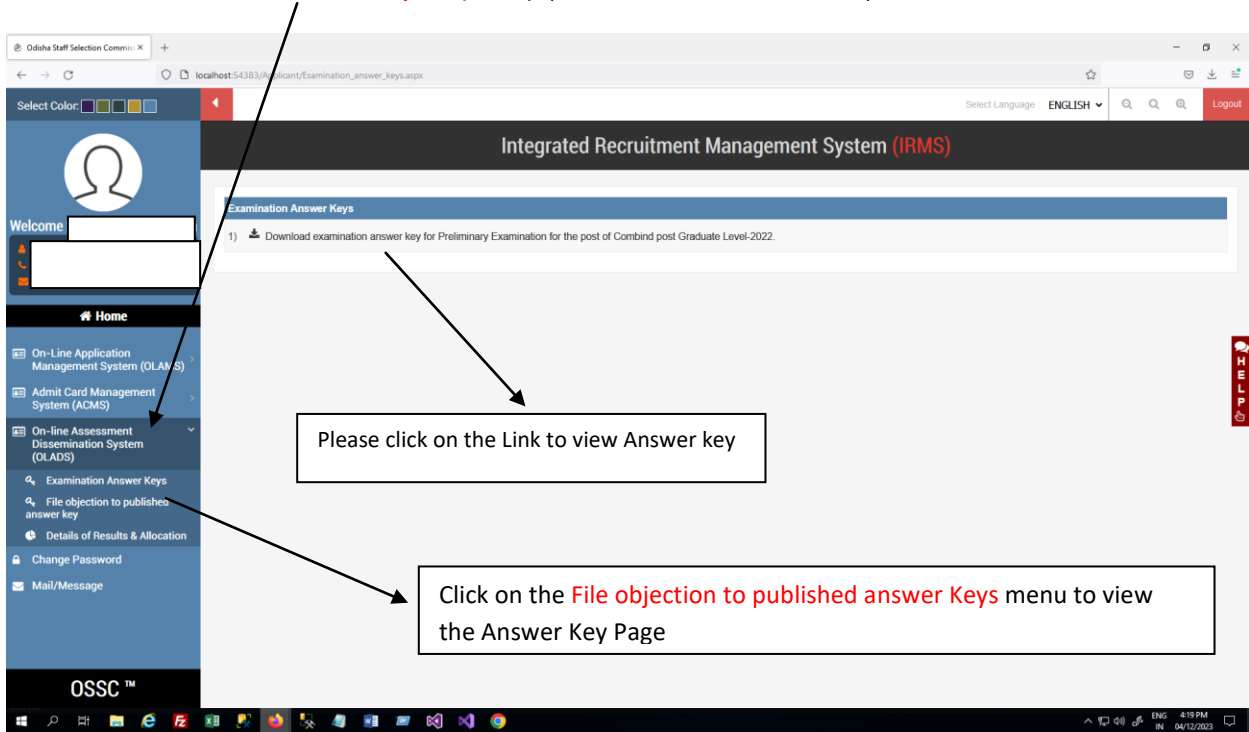
- Registered Username / Mobile No. / Email\* (input field)
- Radio buttons for Login using Password and Login using OTP (selected)
- OTP sent to (input field)
- Enter OTP\* (input field)
- Enter Captcha Text Here\* (input field with captcha image)
- Refresh Captcha (checkbox)
- Login (green button)
- Need Help (link)
- Forgot Password? Recover your User Account Details (link)
- Register Now (link)

An arrow points from the 'Login' button to a text box containing the instruction: Enter the OTP Click on Login Button

# Answer Key User manual

N.B-Now you will be able to view your Welcome Page Like above Mention Image .

click on **On-line Assessment Dissemination System (OLADS)** option to view the Revised Answer key



After Click on **File objection to published answer Keys** candidates will be able to view the page

